




PRODUCT COMPARISON



LA BOITE
CONCEPT

					
	AMPLIFIER RMS POWER ON 8 OHMS	TOTAL POWER	PERCEIVED SOUND LEVEL IN DB AT 1M*	RECOMMENDED	MAXIMAL
CUBE	100 W	200 W	93 dB	60 m ²	150 m ²
CUBE CS / LS / WOODY	100 W	200 W	95 dB	70 m ²	150 m ²
PR/01 WALNUT	100 W	200 W	94 dB	70 m ²	150 m ²
PR/01 ALU	110 W	240 W	96 dB	70 m ²	180 m ²
LD120	120 W	250 W	98 dB	80 m ²	180 m ²
LD130	130 W	265 W	99 dB	90 m ²	180 m ²
AP160 / LP160	160 W	285 W	100 dB	100 m ²	200 m ²
LX / LX TURNTABLE	180 W	315 W	104 dB	150 m ²	200 m ²